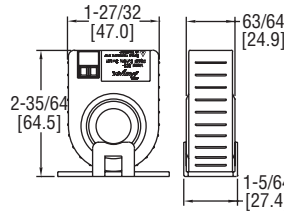

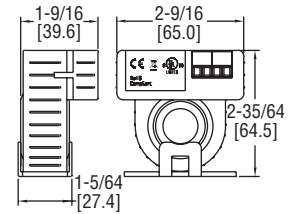
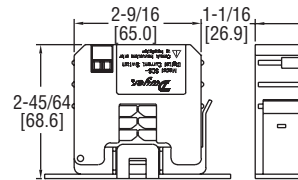
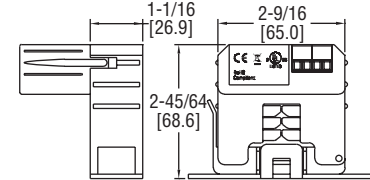


CURRENT SWITCHES

Optional Relay Output, Solid or Split Core Case


SCS-11100 and SCS-120025

SCS-11100-R

SCS-220015, SCS-220150, and SCS-211125

SCS-220150-R and SCS-211125-R

The **SERIES SCS** Low Cost Current Switches are ideal for monitoring whether fans, pumps, or motors are operating. The current flowing through the core of the device powers the circuit without an external power supply. All models have a built in solid state output and are easy to install. Optional LED's and 10 Amp relay modules are available. The Series SCS is available in both split and solid core configurations.

SPECIFICATIONS

Output: Isolated, 1 A @ 30 VAC/DC max, NO.
External Relay: SPST N.O., 10 A at 260 VAC (5 A at 30 VDC).
Power Requirements: None, self-powered.
Temperature Limits: 5 to 140°F (-15 to 60°C).
Isolation Voltage: 600 VAC RMS.
Frequency: 50/60 Hz.
Enclosure Rating: UL, 94 V-O flammability rated, ABS plastic housing.
Agency Approvals: CE, cULus.

MODEL CHART

Model	Case	Amperage Range	Set Point	Switch Mode	Snap-on Relay	Model	Case	Amperage Range	Set Point	Switch Mode	Snap-on Relay
SCS-120025	Solid	.25 to 200 A	0.25 fixed	Under	No	SCS-220150	Split	1.5 to 200 A	1.5 fixed	Under	No
SCS-11100	Solid	1 to 135 A	Adjustable	Over/under	No	SCS-211125	Split	1.25 to 135 A	Adjustable	Over/under	No
SCS-11100-R	Solid	1 to 135 A	Adjustable	Over/under	Yes	SCS-220150-R	Split	1.5 to 200 A	1.5 fixed	Under	Yes
SCS-220015	Split	.15 to 200 A	0.15 fixed	Under	No	SCS-211125-R	Split	1.25 to 135 A	Adjustable	Over/under	Yes