



<b>numatics</b>	INSTALLATION AND MAINTENANCE INSTRUCTIONS	EN
	INSTRUCTIONS D'INSTALLATION ET DE MAINTENANCE	FR
	INBETRIEBNAHME - UND WARTUNGSANLEITUNG	DE
	INSTRUCCIONES DE PUESTA EN MARCHA Y MANTENIMIENTO	ES
	ISTRUZIONI DI MESSA IN SERVIZIO E MANUTENZIONE	IT
	ALGEMENE INSTALLATIE- EN ONDERHOUDSINSTRUCTIES	NL
	INSTALLASJONS- OG VEDLIKEHOLDSINSTRUKSER	NO
	INSTALLATIONS- OCH UNDERHÅLLSINSTRUKTIONER	SE
	ASENNUS - JA HUOLTO-OHJEET	FI
	INSTALLATIONS - OG VEDLIGEHOIDSANVISNINGER	DK
	INSTRUÇÕES DE INSTALAÇÃO E MANUTENÇÃO	PT
	ΟΔΗΓΙΕΣ ΤΟΠΟΘΕΤΗΣΗΣ ΚΑΙ ΣΥΝΤΗΡΗΣΗΣ	GR
	POKRYTY PRO INSTALACI A ÚDRŽBU	CZ
	INSTRUKCJA MONTAŻU I KONSERWACJI	PL
TELEPÍTÉSI ÉS KARBANTARTÁSI ÚTMUTATÓ	HU	
Инструкция по установке и обслуживанию	RU	
ОРНАТУ ЖӨНЕ ҚЫЗМЕТ КӨРСЕТУ НҰСҚАУЛАР	KZ	

# TRANSFERT PLATES



## 502 - 501 TRANSFERT PLATES



items	N.m	Inch.pounds
	4,6 ±10%	40.7 ±4.1

502 ▶ 501





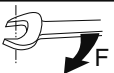
	G502AT429963002	1 = 1 x G 3/8
US ▶	8502AT429963001	1 = 1 x NPT 3/8


515623-001 / A  
Availability, design and specifications are subject to change without notice. All rights reserved.





**503 - 502  
TRANSFERT PLATES**



 **F**


items	N.m	Inch.pounds
	4 ±10%	35.4 ±3.45

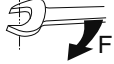
 **Kit** 


<b>G503AT429964003</b>	1 = 1 x G 3/8
<b>US</b> ▶ <b>8503AT429964001</b>	1 = 1 x NPT 3/8





**503 - 502  
TRANSFERT PLATES  
ISO 15407-1 (26 mm - 18 mm)**



 **F**

items	N.m	Inch.pounds
	4 ±10%	35.4 ±3.45

 **Kit** 

<b>G503AT429964004</b>	1 = 1 x G 3/8
<b>US</b> ▶ <b>8503AT429964002</b>	1 = 1 x NPT 3/8

503 ▶ 502

503 ISO M12 ▶ 502 ISO M12